



What animal are you thinking
of when you hear this music?

...Now what song/ dance are you thinking of??

Everyone stand UP!



objective

Learn about shark facts

Create basic shapes to create a recognizable image.

Follow step by step instruction/
multi-step process

Apply scissor skill knowledge




SUPER SHARKS




Sci Kids!



Step #1: Get your paper. Wait for your table to be called. Then write your name on your paper.



Step #2: Trace your shark head



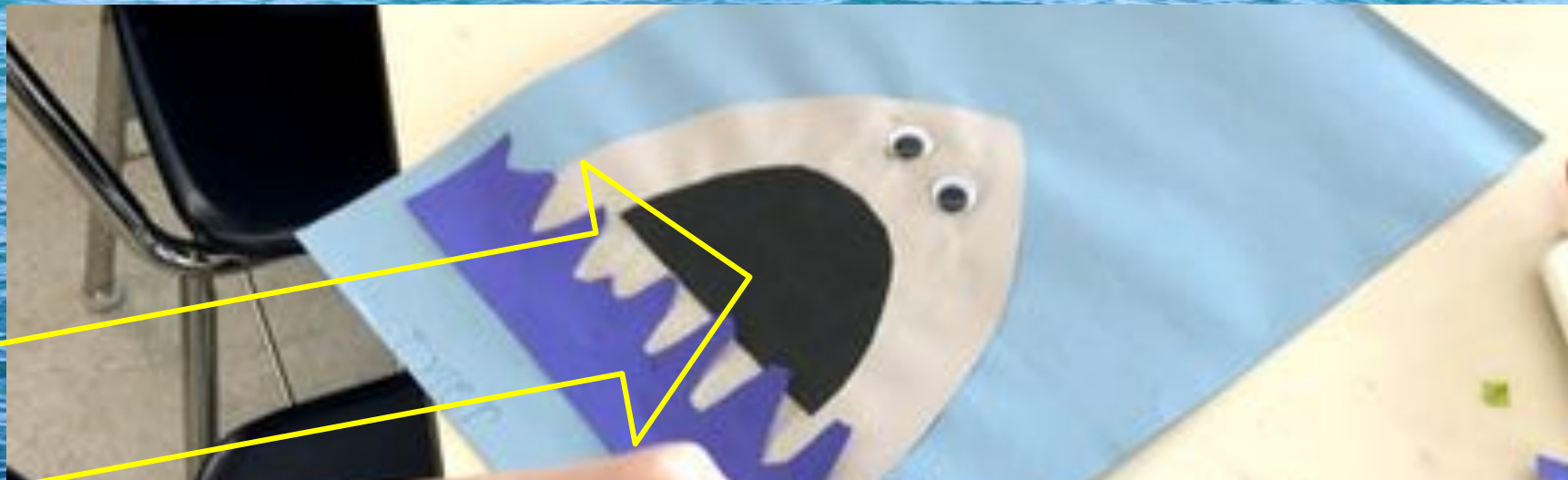
Step #3: Cut out your traced shark head



Step #4: Wavy Blue Water: Wavy line with scissors




Step #5: Black shape for mouth



Step #6: Teeth



Step #7: Details!– Eyes, fish jumping out of the water, sun, birds, etc.



Student Shark Designers



Student Shark Designers

