



What do you know about Wayne Theibaud?

Can you guess what he likes to draw?



Yup! You guessed it!... our favorite... DESSERTS!

**So besides painting desserts,
what else would you like to
know about Wayne Thiebaud?**


- **Where he was born**
- **His childhood**
- **Interesting facts**
- **How he paints**
- **Why he paints what he paints**
- **How old he is**
- **Is he still alive**






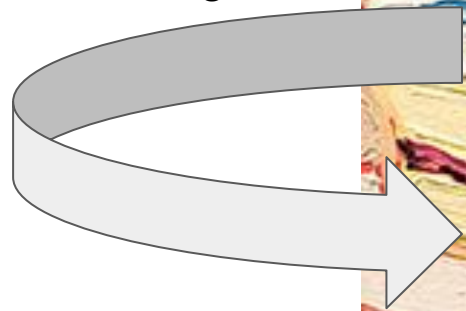
BORN IN ARIZONA
THEN MOVED TO CALIFORNIA





**SEE THE
THICK
TEXTURE?**


Look how
Wayne
Thiebaud painted
like he was
working with
frosting!



A 3x4 grid of 12 colorful cakes, each with a unique design and color palette. The cakes are arranged in three rows and four columns. The top row features cakes with green and red, orange and red, blue and green, and red and blue. The middle row shows cakes with blue and green, brown and red, orange and red, and purple and green. The bottom row includes cakes with brown and green, red and blue, blue and purple, and blue and green. The text "WAYNE THIEBAUD CAKES" is overlaid in white, bold, sans-serif font across the center of the grid.

WAYNE THIEBAUD CAKES

Steps:



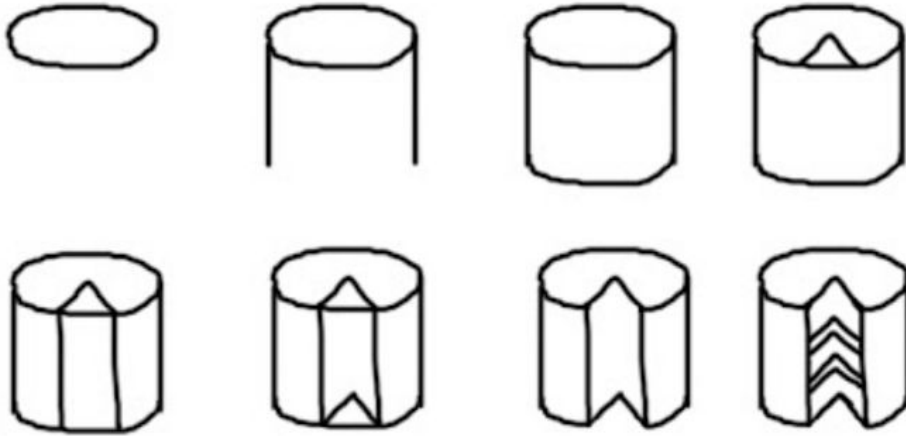
Cake!



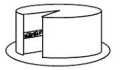


Helpful tutorials:

DRAW A 3D CAKE



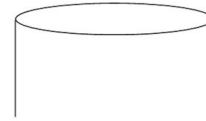
HOW TO draw a cake with a slice taken out!



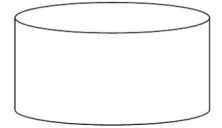
Step 1



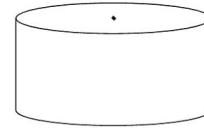
Step 2



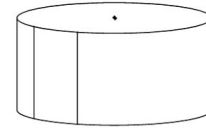
Step 3



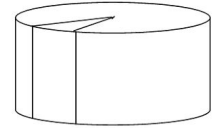
Step 4



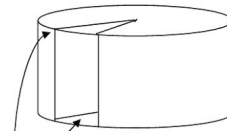
Step 5



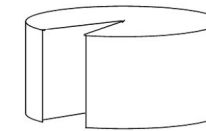
Step 6



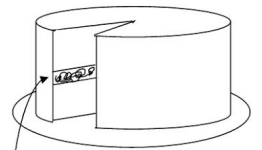
Step 7



Step 8

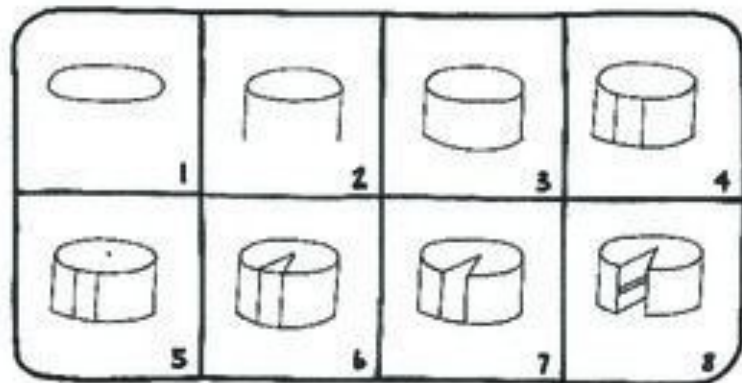


Step 9



*Details like cake filling on the inside of the cake should be drawn parallel as well!

Challenging Extra Options:



add a plate
or cake stand



stack multiple
cakes together!



add multiple layers
using parallel lines



Teacher Demo:

Student Samples



Student Samples

